


Connecting to AppsAnywhere from Apple or Android Devices

Visit <https://apps.mu.ie/> and click the appropriate option.

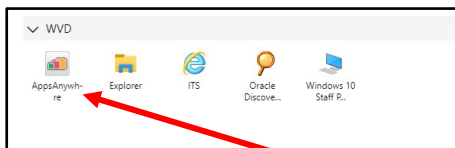


You will be prompted to sign in.

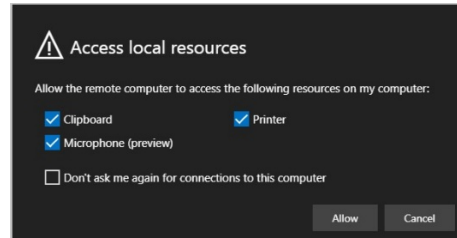


Please enter your **email address** and click **Next**. Follow the prompts to enter your password.

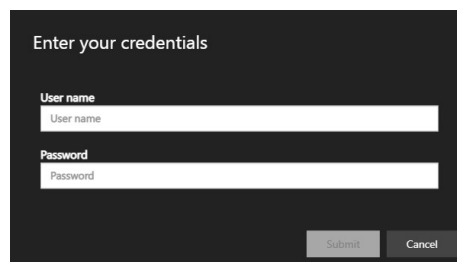
You will be presented with the Windows Virtual Desktop Interface.



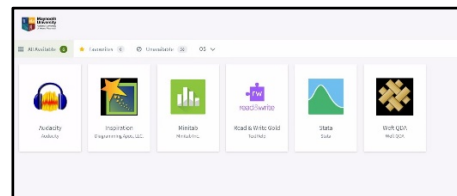
Click on the AppsAnywhere icon.



Allow access to local resources.



Enter your **username** (for students this is your student number) and password and click **Submit**.



AppsAnywhere will open with available applications displayed.