



**Maynooth
University**

National University
of Ireland Maynooth

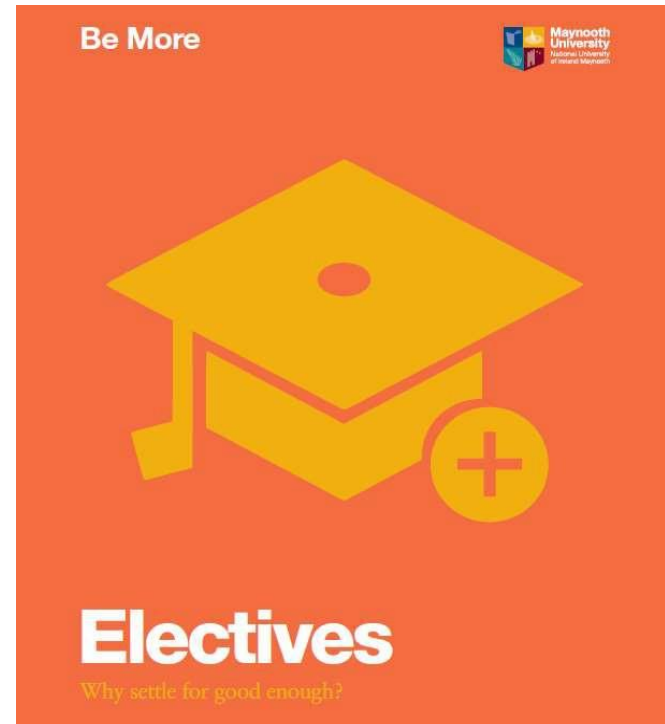
Programme Choices- Electives

Programme Advisory Team

What is an Elective?

Electives allow you to expand your university education by providing the opportunity to study an area outside your chosen degree programme.

An Elective is 10 credits (a five credit module in semester 1 and a five credit module in semester 2).



Why take an Elective?

1. Develop new skills that will compliment your chosen programme (e.g. modern languages, entrepreneurship, or science communication)
2. Broaden your perspective: study across disciplines, learn how to think differently & appreciate different viewpoints.
3. Introduction to the diverse fields of research as well as the excellent lecturing staff throughout the University
4. To start a new language or keep up a current one
5. Intrigued by the topic

Electives on offer this year

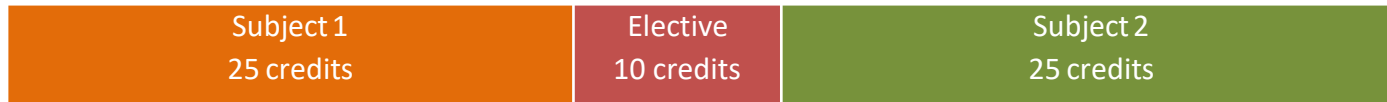
Many students have the opportunity to take an Elective in Year 2

Some of the Electives this year include:

- Accounting in Society
- Beginners Chinese
- Continuing French/Spanish/German/Gaeilge/Chinese
- Film and Screen Studies
- Gender and Sexuality in Society and Culture
- Good and Evil
- Engaging with civil society: justice, welfare and environment
- Skills for Success

How an Elective works – MH101

Double Major



Major with Minor



Single Major



How an Elective works for - MH201

Subject 1 20 credits	Subject 2 20 credits	Subject 3 10 credits	Elective 10 credits
-------------------------	-------------------------	-------------------------	------------------------

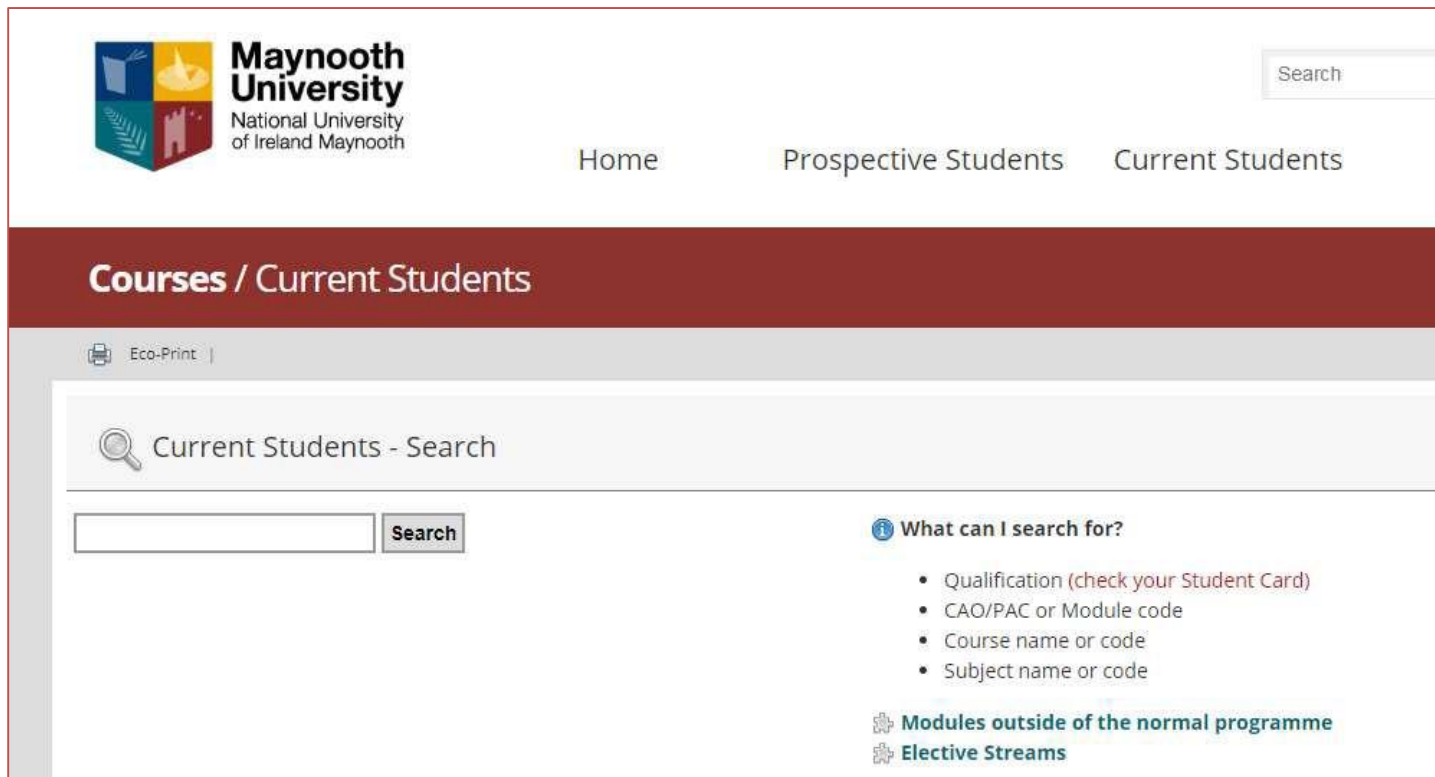
MH201 Science students cannot progress the science subject studied at 10 credits in second year (subject 3 in the example above) forward into your third and final year.

- Denominated Programmes

An Elective is taken instead of two of your non-core/optional modules (10 credits)

CourseFinder

- For information on your pathways, subjects and modules in every year of study
- Search by course code or module code.



The screenshot shows the Maynooth University CourseFinder interface. At the top left is the Maynooth University logo with the text "National University of Ireland Maynooth". To the right is a search bar with the word "Search" inside. Below the logo are navigation links for "Home", "Prospective Students", and "Current Students". A dark red banner below the navigation contains the text "Courses / Current Students". Underneath this banner is a grey bar with a printer icon and the text "Eco-Print |". The main content area has a search bar with a magnifying glass icon and the text "Current Students - Search". Below this is a search input field and a "Search" button. To the right of the search bar is a section titled "What can I search for?" with a list of search criteria: "Qualification (check your Student Card)", "CAO/PAC or Module code", "Course name or code", and "Subject name or code". Below this list are two links: "Modules outside of the normal programme" and "Elective Streams".

Ts & Cs apply

- Registration for all modules are subject to usual timetable viability and requirements in your main subjects
- Electives are not available on every programme



Menu

[Research](#)

[Undergraduate](#)

[Postgraduate](#)

[International](#)



For Current Students

Home / For Current Students

[Timetable](#)

[Library](#)

[Clubs & Societies](#)

[Student Web](#)

[Student Registration](#)

[Students' Union](#)

[Moodle](#)

[Term Calendar](#)

[Examinations](#)

[Campus Maps](#)

[Course Finder](#)

[Student Help](#)



Exception to the rule...Skills for Success

- Professional Development and Employability Skills module
- Practice and develop a range of employability skills: teamwork, communication, leadership, creative problem solving, self awareness and more
- Continuous Assessment: Simulated Recruitment Process with job application, interview and E-portfolio
- 5 credit module available in semester one or two
- Taken in lieu of 5 credit optional module or 5 credit Elective module in semester 2
- Module codes: Semester 1- EX201 / Semester 2 - EX202

Electives FAQs

Q. How do I register for an Elective?

A. Registration for Electives takes place during online registration at the start of the academic year.

Q. Is an Elective extra work?

A. No, an Elective is part of your 60 credits for Year 2.

Q. Can I take up an Elective in semester 2 of Year 2?

A: You should contact the Programme Advisory Office at the start of semester 2 to discuss your situation.

Q. Can I change my Elective in September?

A. Yes, but keep in mind there may be limited places in some Electives.

Q. My elective and compulsory module clash, what happens?

A. You must register for the compulsory module and cannot choose the elective module that clashes, you must make a different choice of elective if you want to register for an elective module.



Electives FAQs

Q. How do I register for an Elective?

A. Registration for Electives takes place during online registration at the start of year.

Q. Is an Elective extra work?

A. No, an Elective is part of your 60 credits for Year 2.

Q. Can I take up an Elective in semester 2 of Year 2?

A. You should contact the Programme Advisory Office at the start of semester 2 to discuss your situation.

Q. Can I change my Elective in September?

A. Yes, but keep in mind there may be limited places in some Electives.



How to create a viable timetable

Coursefinder

Choose the Current Student option from the drop down menu

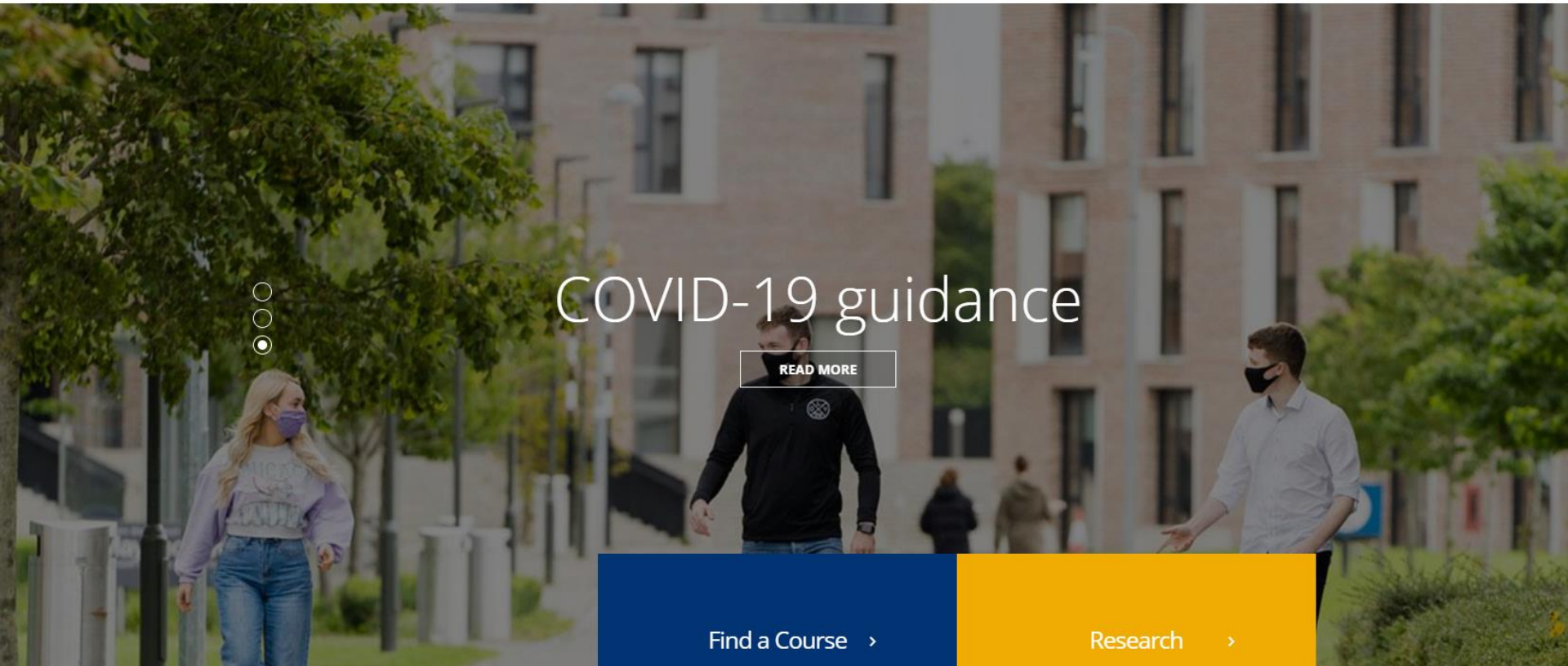


COVID-19 Information

Menu



Research Undergraduate Postgraduate International



COVID-19 guidance

READ MORE

Find a Course >

Research >



Programme Advisory Office, Office of the Dean of Teaching & Learning

CourseFinder



COVID-19 Information

Research Undergraduate Postgraduate International

For Current Students

Home / For Current Students

Timetable	Library	Clubs & Societies	Student Web	Student Help	Student Services
Moodle	Term Calendar	Examinations	Campus Maps	Course Finder	...

STUDENT HELP

Student Help Desk
Here to answer your questions

- Close Menu X
- About Us
- Study at Maynooth
- Campus Life
- Departments
- Library
- Maynooth Access Programme
- Gaeilge san Ollscoil

- A-Z Directory
- People Finder
- Contact
- Location
- Vacancies

- For Current Students
- For Staff
- For Alumni
- For Visitors



For Current Students Creating a timetable

Maynooth University
National University of Ireland Maynooth

COVID-19 Information

Menu

Research Undergraduate Postgraduate International

For Current Students

Home / For Current Students

Timetable	Library	Clubs & Societies	Student Web	Student Help	Students' Union
Moodle	Term Calendar	Examinations	Campus Maps	Course Finder	Registration Information

Get University software on your own PC from anywhere
The way you can access University software is changing - Learn More.

Software Library Interface:

- 7-Zip
- ACD/ChemSketch
- Acrobat Reader DC
- ArcGIS
- Audacity
- Beast
- Blender
- BlueJ
- ColorWell
- CutePDF Writer
- Cyprin
- Evernote
- FigTree
- FileZilla
- Firefox
- FreeMind
- G'Power
- GeoGebra
- Gezhi
- ghostscript
- GIMP
- Git
- Google Earth Pro
- Gretl
- Handbrake
- Hot Potatoes
- ImageJ
- Inkscape
- ITopica
- MakeHuman
- Minilab
- Notepad++
- O'Donkids
- Pacman
- paint.net

Creating a viable timetable

1. Having selected Timetable
2. Select Timetable Viewer on the right-hand side of the page
3. Select the 'Lecture' tab on the far left
4. Choose your course from the drop down menu. Continue.
5. Select Semester 1/Semester 2 or All (recommended). Continue.
6. Hold down the control key to select multiple modules. Continue.
7. Be sure that there are no timetable clashes before registering for second year in September 2021.

Programme Advisory Office Contact Details

HOW TO CONTACT US:

Email: programme.choices@mu.ie

Webpage and query form:

www.maynoothuniversity.ie/programme-advisory-office